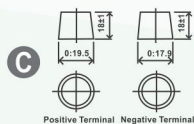
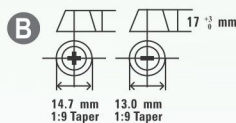
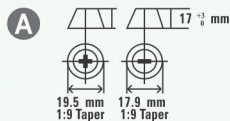


## MF AUTOMOTIVE BATTERY

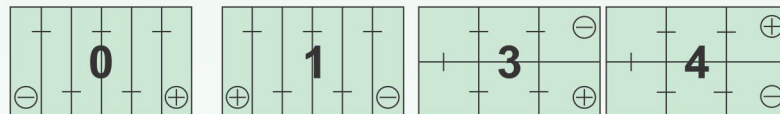
MAINTENANCE FREE Battery Type			Capacity	Dimension (mm)			Terminal	Layout	CCA
Container	Old JIS	New JIS	AH @ C20	L	W	H			
<b>JIS BATTERY SPECIFICATION</b>									
NS40	NS40/L	36B20R/L	32	197	129	225	B	1/0	280
	NS40Z/L	44B20R/L	35	197	129	225	B	1/0	335
NS60	N40/L (S/LS)	50B24R/L (S/LS)	40	238	129	225	A/B	1/0	350
	NS60/L (S/LS)	55B24R/L (S/LS)	45	238	129	225	A/B	1/0	440
55D23	55D23/L	65D23/L	60	231	173	225	A	0	550
	85D23/L	85D23/L	68	231	173	225	A	0	550
N50	N50/L	55D26R/L	50	259	173	225	A	1/0	440
	N50Z/ZL	65D26R/L	60	259	173	225	A	1/0	530
	NS70/L	80D26R/L	65	259	173	225	A	1/0	600
	NX110-5/L	85D26R/L	70	259	173	225	A	1/0	600
N70	N70/L	85D31R/L	70	306	173	225	A	1/0	635
	NX70Z/ZL	95D31R/L	75	306	173	225	A	1/0	650
	NX120-7/L	105D31R/L	80	306	173	225	A	1/0	750
	N90/L	115D31R/L	90	306	173	225	A	1/0	775
N100	TR90/L (Tractor)	110E41R/L	90	410	173	233	A	1/0	775
	N100/L	115E41R/L	100	410	173	233	A	1/0	700
N120	N120/L	135F51R/L	120	506	182	250	A	4/3	960
	N135/L	150F51R/L	135	506	182	250	A	4/3	950
N150	N150/L	165G51R/L	150	506	221	248	A	4/3	1080
	N170/L	190G51R/L	170	506	221	248	A	4/3	1150
N200	N180/L	195G51R/L	180	506	221	248	A	4/3	1260
	N200/L	210H52R/L	200	518	274	248	A	4/3	1320

MAINTENANCE FREE Battery Type			Capacity	Dimension (mm)			Terminal	Layout	CCA
Container	MODEL	DIN	AH @ C20	L	W	H			
<b>DIN BATTERY SPECIFICATION</b>									
L1/LB1	DIN44	54434/54321	44	207	175	190	A	0	390
	DIN50	55054	50	207	175	190	A	0	450
L2	DIN55	55530	55	242	175	190	A	0	480
	DIN60	56030	60	242	175	190	A	0	540
L3/LB3	DIN66	56618/56628	66	278	175	190	A	0	640
	DIN74	57412	74	278	175	190	A	0	680

### TERMINAL



### CELL LAYOUT



### BATTERY DIMENSIONS

